

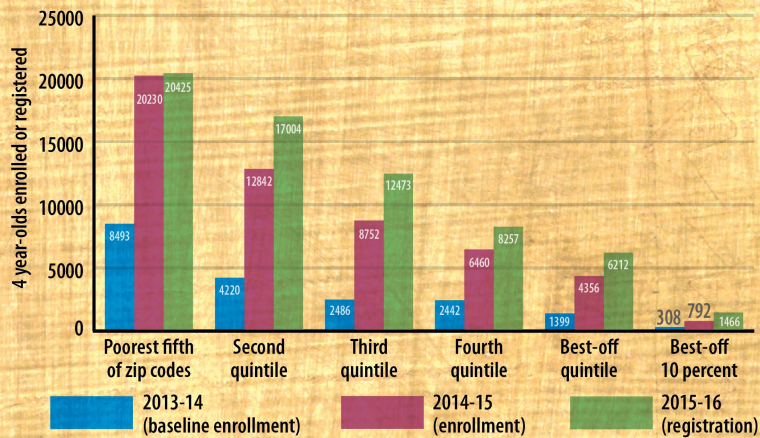
Pre-K in New York City

Which Neighborhoods Benefit from Year 2 Expansion?



University of California
BERKELEY
IHD INSTITUTE OF
HUMAN
DEVELOPMENT

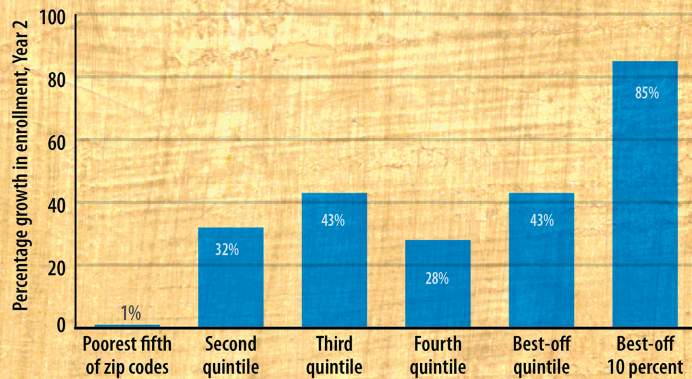
Figure 1. Growth in enrollments of 4 year-olds in New York City's 'Universal Preschool Program' by median household income of zip codes, fall 2013 through fall 2015



Notes: Based on data for 168 zip codes with three years of complete data. Quintile 1 includes the lowest-income one-fifth of all city zip codes; those with median household income below \$38,000. Quintile 2 includes the next one-fifth of zip codes with incomes between about \$38,000 and \$50,000. Quintile 3, between \$50,000 and \$61,000. Quintile 4, between \$61,000 and \$78,000. Quintile 5, above \$78,000. The most affluent one-tenth of city zip codes are those with median household income above \$96,000.

Sources: Mayor's Office, worksheet on three-year counts of enrolled or registered children, September 2015. Household income data are estimated for 2013 by the U.S. Census Bureau.

Figure 2. Growth in fall 2015 registration of 4 year-olds relative to fall 2014 by zip code quintile



Note: Income quintiles for zip codes are specified under Figure 1.

Source: Mayor's Office, worksheet on three-year counts of enrolled or registered children, September 2015.

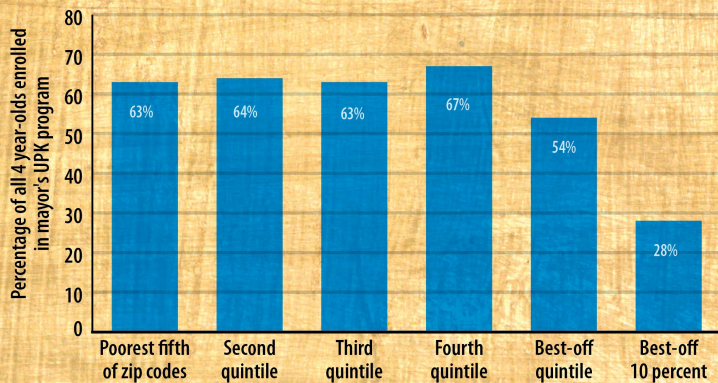
Pre-K in New York City

Which Neighborhoods Benefit from Year 2 Expansion?



University of California
BERKELEY
IHD INSTITUTE OF
HUMAN
DEVELOPMENT

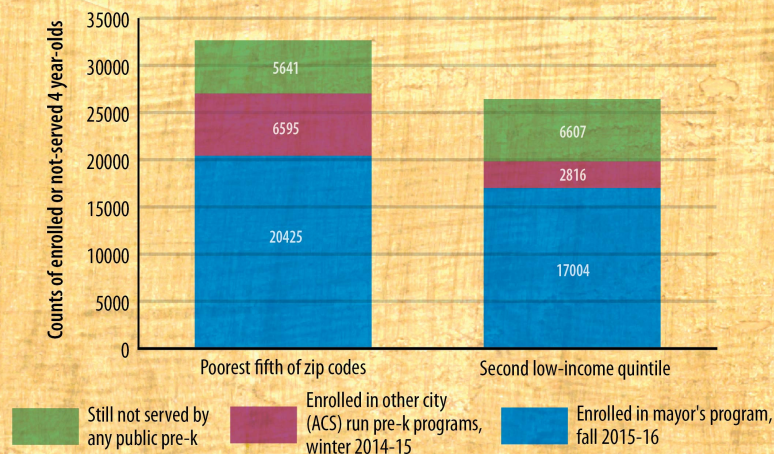
Figure 3. Adjusting for the higher density of child population in lower-income zips, UPK enrollment rates are similar after year 2 expansion, fall 2015



Note: Income quintiles for zip codes are specified under Figure 1.

Sources: Mayor's Office, worksheet on three-year counts of enrolled or registered children, September 2015. Population counts of 4 year-olds come from U.S. Census Bureau estimates, based on the American Community Survey.

Figure 4. Over 12,000 four year-olds in lower-income neighborhoods remain outside any public pre-k program, fall 2015



Note: Income quintiles for zip codes are specified under Figure 1.

Sources: Mayor's Office, worksheet on three-year counts of enrolled or registered children, September 2015. Data for preschool programs run by the Administration for Children's Services (ACS), such as Early Learn and Head Start programs, come from ACS and pertain to winter 2014-15.

September 2015

Earlier research findings appear at:

<http://gse.berkeley.edu/expanding-preschool-new-york-city-berkeley-research-briefs>